

Borders

Garden Edge Pro is a product that allows you to create any custom shapes in your garden and it's a necessary tool to create a beautiful and aesthetic finish to any garden. The edging is making your job much easier, and it enables to create very attractive shapes to nearly any surface used in landscaping (Lawns, Granite stones, Decorative aggregates, bark) After installation it becomes nearly invisible part of your garden that creates a beautiful final look of the garden. It is a great alternative to any traditional and very time taking methods like concrete edges. Creating finesse and fantastic shapes in your gardens becomes really easy with our Garden edge Pro system.



Palisade

Garden edge Pro palisade is an alternative method to any wooden or concrete barriers. The biggest advantage over the traditional methods it's the durability and the ease of installation. Special Module system of hidden joints allows to create any lengths and shapes in an easy and quick way. Palisade is a traditional design in a modern and ecological approach. In comparison to any traditional timber palisades is a lot more durable and it's a perfect alternative for years to come without any maintenance.



Advantages



Product is made from solid materials and in the comparison to our competitors is the heaviest on the market which provides the best performance and durability.



Simply The best product on the market, Modern technology and original construction provides precision every time and the quality you can't really find anywhere else.



Easily evens the ground and all the differences in the ground levels in the gardens, parks or your company premises.



Because of its innovative structure, you can't really notice its existence in the garden.



Perfectly complies with any plants in your garden what creates a very aesthetic finishing effect.



Very flexible product. You can create any custom shapes like curves, circles, or just simple straight pathways.



Our product is made out of recycled materials so using our product means that you care about the environment.



Quick and easy installation. It nearly completely reduces the digging and excavating process, so it drastically reduces the costs of any project and saves a lot of time and effort to any landscaping works.

ECOLOGY

Garden Edge Pro company recycles plastic waste, using it in the production of Universal GE Pro Born borders. Every year, we process several hundred tones of plastic waste, thus making our small contribution to the protection of the natural environment.

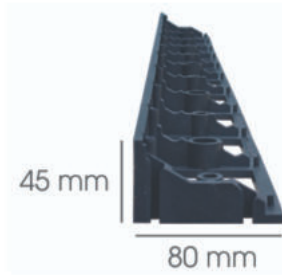


Types of GE-PRO borders



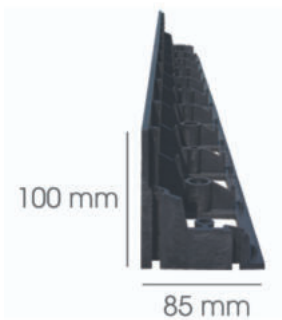
GE-PRO MINI

height	width	length	weight
27mm(+/-2mm)	65mm(+/-2mm)	1000mm (+/-5mm)	0,3kg (+/-0,05kg)



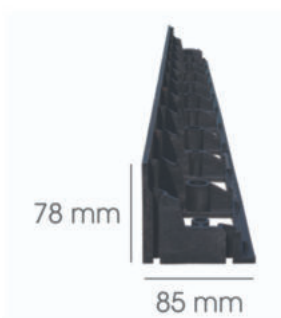
GE-PRO UNI

height	width	length	weight
45mm(+/-2mm)	80mm(+/-2mm)	1000mm (+/-5mm)	0,45kg (+/-0,05kg)




GE-PRO BIG

height	width	length	weight
100mm(+/-2mm)	85mm(+/-2mm)	1000mm (+/-5mm)	0,75kg (+/-0,05kg)



GE-PRO GRAND

height	width	length	weight
78mm(+/-2mm)	85mm(+/-2mm)	1000mm (+/-5mm)	0,65kg (+/-0,05kg)



GE-PRO MAX

height	width	length	weight
58mm(+/-2mm)	80mm(+/-2mm)	1000mm (+/-5mm)	0,55kg (+/-0,05kg)



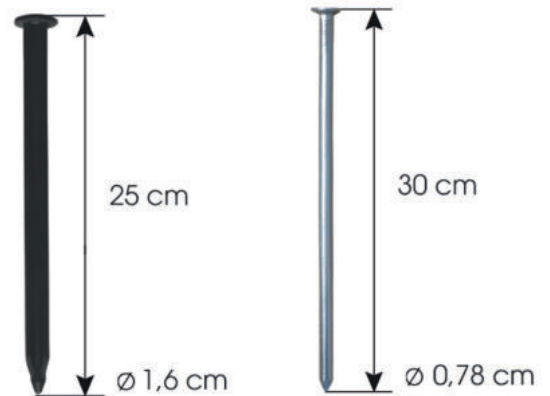
Applied with:

	sett, 4 cm high	sett, 6 cm high	sett, 8 cm high	sett, 8-10 cm high	granite 4x6	granite 6x8	granite 8x11	granite 15x17	terrace tiles, flagstone, 4 cm high	terrace tiles, flagstone, 5 cm high	lawns	gravel and grit surfaces	turf grass	bark	field stone	brick stone
MINI	✓			✓				✓				✓				
UNI		✓			✓				✓	✓	✓		✓			
MAX			✓			✓				✓	✓		✓			
GRAND				✓		✓			✓	✓			✓	✓		
BIG							✓		✓	✓			✓	✓	✓	

Anchoring elements

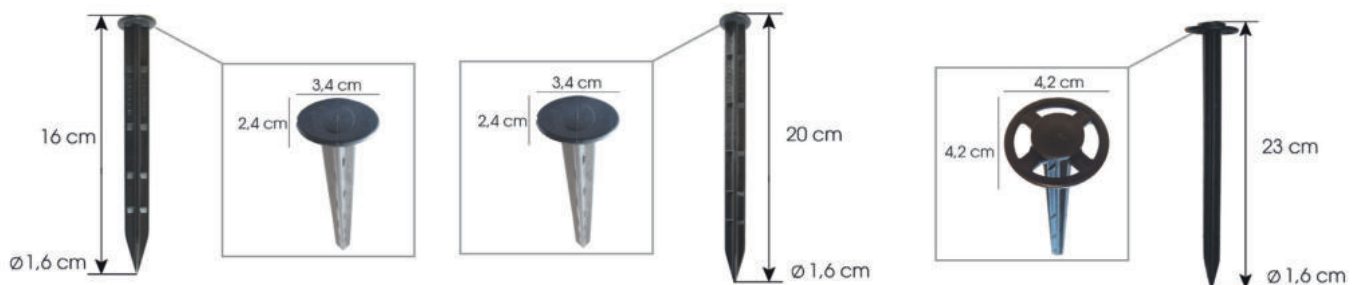
Nails for Garden Edge Pro borders

Garden Edge Pro borders are fixed to the ground with nails. The recommended number of nails per running meter: a straight line 3 pcs., bends 4-5 pcs.



Geotextile nails

An ideal solution for fixing all types of fabrics and texties. The unique anchor design provides an ideal attachment of an element to the surface



Nails for drip irrigation systems

Nails for fixing frip irrigation systems are made of quality plastic. They are ideal for the instalation with most types of irrigation systems.



Assembly instructions



A set of tools necessary for border installation.



Borders are easily connected together.



You can create a curved surface border by cutting the lower strip of the edging.



Garden Edge Pro borders are fixed to the ground with nails:

- a) plastic nails for soft ground (lawns, farming land, etc.)
- b) metal nails for hard surfaces (clay, broken stone).



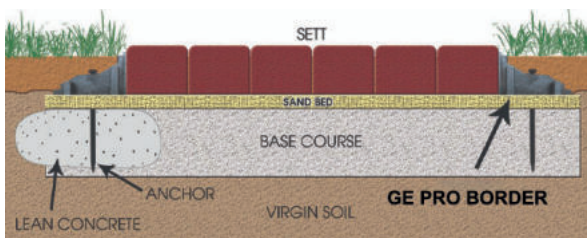
The final phase of Garden Edge Pro borders installation is to cover them with soil, grit, bark, etc., so as to make them invisible.



If Garden Edge Pro borders are used to construct newly installed and insufficiently compacted surfaces, it is recommended to anchor nail in a base course made of lean concrete.

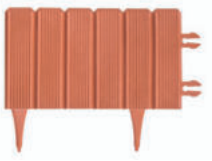
If borders are installed at temperatures below 5°C, use a separation joint approx. 1.5 – 2.0cm every 5 running meters.

We do not recommend using Garden Edge Pro borders on slopes, especially on surfaces with a high gradient.



Palisade


Color variants available



Brown



Terracotta



Grey

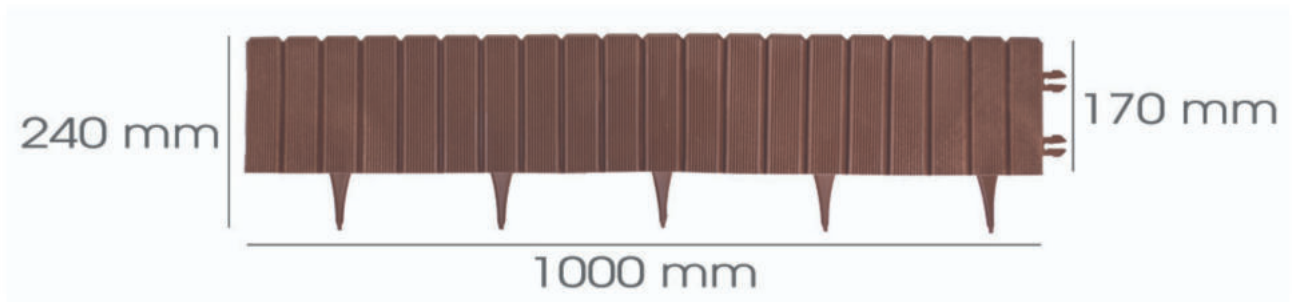


Graphite



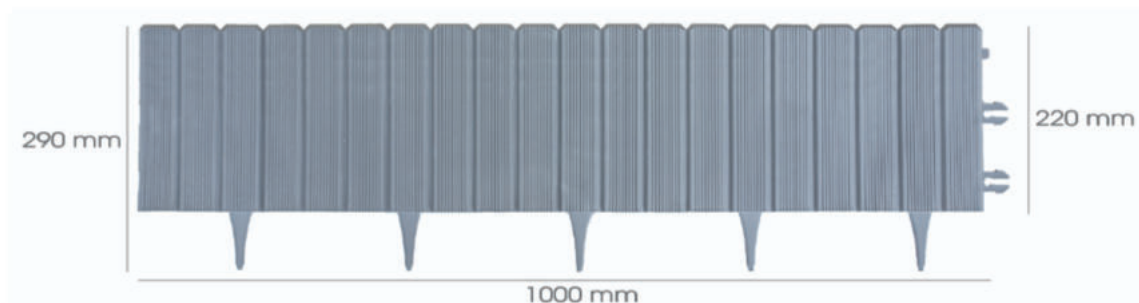
Green

Types of palisade



Palisade 17cm

Length	Length (with pins)	Length (no pins)	thickness	weight
1000mm(+/-2mm)	240mm(+/-2mm)	170mm(+/-2mm)	5mm	0,7kg (+/-0,05kg)



Palisade 22cm

Length	Length (with pins)	Length (no pins)	thickness	weight
1000mm(+/-2mm)	290mm(+/-2mm)	220mm(+/-2mm)	5mm	0,9kg (+/-0,05kg)

