



## technical data type **FUTURIX**

**Base:** glass reinforced polyester, compression moulded (GRP), or injected polycarbonate. (except 18W)

- **Optional** : Stainless steel suspension bracket.
- **Optional** : Quick connectors: Wieland, Adels, Stucchi and PWG60.

**Diffuser:** an injected lined diffuser in polycarbonate and BC7.

**Impact strength data of the diffuser:** please ask for the "Technical characteristics of Plastics" datasheet

**Reflector:** white painted metal gear tray, hingeable on the reflector retaining clip for maintenance

- **Optional** : Bright anodised aluminium mirror.

**Clips:** 1-part polycarbonate clips

- **Optional** : 1-part stainless steel clips
- **Optional** : 1-part Polyamide clips (molded hinge)




### Electrical specifications:

- Optional: - HFD ballast
- Throughwiring in polyester housing:  
1 or 3 fase (3 x 2.5 mm<sup>2</sup>) (5 x 2.5 mm<sup>2</sup>)
- Emergency module



Polycarbonate clip  
(vandal proof)

"Hang-on" reflector



Stainless steel clip  
(optional)

Hinge able polyamide  
clip (optional)



Stainless steel susp.  
bracket (optional)

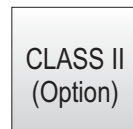
PWG60  
Quick installation grommet IP65  
(optional)

### Lamps:

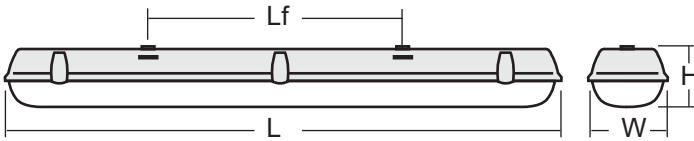
- fluorescent T8 lamps in 18W - 36W - 58W
- T5 in 14W - 24W - 28W - 35W - 49W - 54W - 80W available.



V22.10.2018



# technical data type FUTURIX



Model T8	Model T5	L	W*	H	Lf
1x 18W	1x14/24W	665	84	98.5	400
1x 36W	1x28W	1275	84	98.5	800
1x 58W	1x35/49W	1575	84	98.5	1100
2x 18W	2x14/24W	665	134	98.5	400
2x 36W	1x54W / 2x28W	1275	134	98.5	800
2x 58W	1x80W / 2x35/49W	1575	134	98.5	1100

\*Dimensions without clips

**Futurix 1x36** Correction factors : 18W: 0.95 36W: 1.00 58W: 0.95

**Polair Diagram**

**Utilisation Factors**

	.8	.7	.7	.5	.5	.5
Ceilings	.8	.7	.7	.5	.5	.5
Walls	.5	.5	.3	.5	.3	.3
Floor	.3	.1	.3	.3	.3	.1

Room ind. K

0.60	.30	.27	.22	.27	.21	.21
0.80	.37	.33	.28	.33	.27	.26
1.00	.43	.38	.34	.38	.32	.31
1.25	.49	.43	.39	.43	.37	.35
1.50	.53	.47	.44	.47	.41	.39
2.00	.60	.52	.51	.53	.47	.45
2.50	.65	.56	.56	.57	.52	.49
3.00	.69	.59	.60	.60	.56	.52
4.00	.74	.62	.66	.64	.60	.56
5.00	.77	.65	.69	.67	.64	.58

**Glare Evaluation** (1x3350 lm)

Quality class	G	Service illuminance (Lux)					
		1000	500	300	300	500	300
B	1.5						
C	1.15		1000	500	300		
D	1.85			1000	500	300	
E	2.55				1000	500	300

e/h : 1.72 | Lum.Eff.: 74.5 % (η) | C.I.E.: 33 61 82 87 74 η | BZ6 | UTE : .65H+.10T

**Futurix 2x36** Correction factors : 18W: 0.99 36W: 1.00 58W: 0.94

**Polair Diagram**

**Utilisation Factors**

	.8	.7	.7	.5	.5	.5
Ceilings	.8	.7	.7	.5	.5	.5
Walls	.5	.5	.3	.5	.3	.3
Floor	.3	.1	.3	.3	.3	.1

Room ind. K

0.60	.31	.28	.24	.28	.23	.22
0.80	.38	.35	.30	.34	.28	.28
1.00	.44	.40	.35	.39	.34	.32
1.25	.50	.44	.41	.44	.39	.37
1.50	.54	.48	.45	.48	.43	.41
2.00	.61	.53	.53	.54	.49	.46
2.50	.66	.57	.57	.58	.54	.50
3.00	.69	.59	.61	.61	.57	.53
4.00	.74	.62	.66	.65	.61	.57
5.00	.77	.65	.70	.67	.64	.59

**Glare Evaluation** (2x3350 lm)

Quality class	G	Service illuminance (Lux)					
		1000	500	300	300	500	300
B	1.5						
C	1.15		1000	500	300		
D	1.85			1000	500	300	
E	2.55				1000	500	300

e/h : 1.54 | Lum.Eff.: 72.3 % (η) | C.I.E.: 38 67 87 89 72 η | BZ6 | UTE : .64G+.8T