

In order to help our customer to lower labor cost during installation, our Mongol series tri-proof light's end-cap is designed specially. With screw-free lock buckles on each end, it can be open very easily so that customers can rewire into the terminal inside the housing. And 3XL, 3x1.5mm², 3x2.5mm², 5x1.5mm² and 5x2.5mm² wire through are all for option to be linkable in series.





PC housing

uvioresistant and anti-yellowish

Aluminum heat sink inside

better heat dissipation and lumen maintenance

High Brightness 140 lm/W


Bridgelux led is used to achieve high brightness




In order to help our customer to lower labor cost during installation, our Mongol series tri-proof light's end-cap is designed specially. With screw-free lock buckles on each end, it can be open very easily so that customers can rewire into the terminal inside the housing. And 3XL, 3x1.5mm², 3x2.5mm², 5x1.5mm² and 5x2.5mm² wire through are all for option to be linkable in series.




**Screw
Free**






3-core Terminal



5-core Terminal

With Terminal Inside

3 core or 5 core terminal is available to be rewired inside easily



Power Adjustable



CCT Adjustable

With DIP Switch

The DIP switch on each end of the end cap can be used to adjust the power or color temperature



One Connector




Two Connectors

PG connector

The PG connector on each end cap can be extended to 2pcs in order for easy connection

Wire Through



With Wire Through


$3 \times 1.5 \text{mm}^2$ / $3 \times 2.5 \text{mm}^2$ / $5 \times 1.5 \text{mm}^2$ / $5 \times 2.5 \text{mm}^2$ wire though are all available to be linkable in series

Linkable in Series



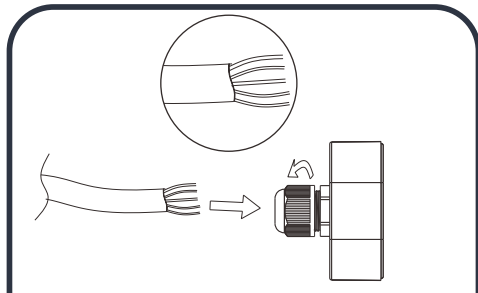
Linkable

Linkable in series. Loading capacity is up tp 14400w

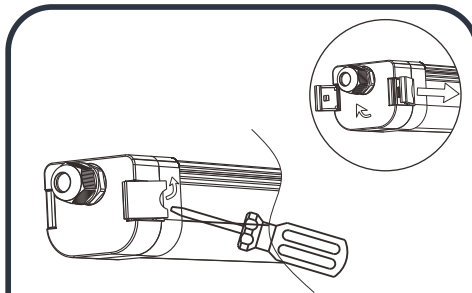


Mongol

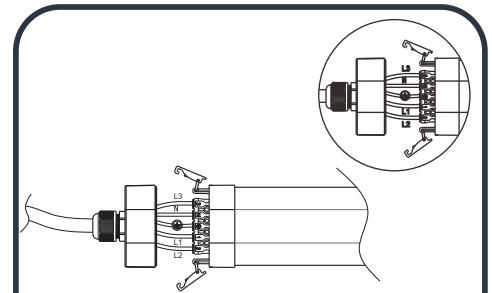
With buckle end cap design, our Mongol series tri-proof light can be open very easily, where customer can rewire inside the housing. In this way, the labor cost is much lower. Moreover, easy connection with dimmable, dali, 3XL, and 5x2.5mm² cables functions are all available.



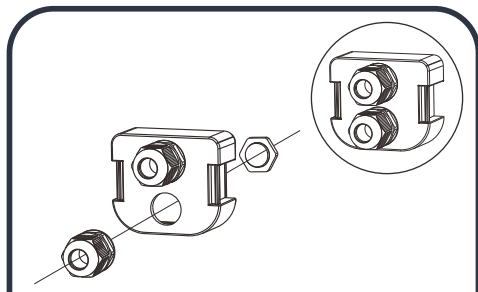
5x2.5mm² cable



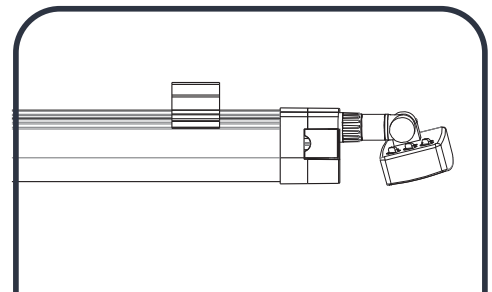
Easily open



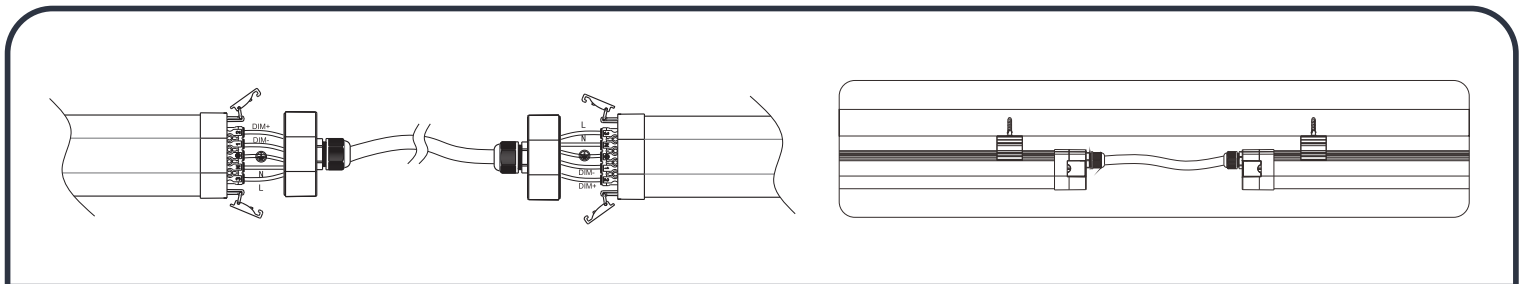
L1 & L2 & L3




Two cables extension



Micro-wave Sensor

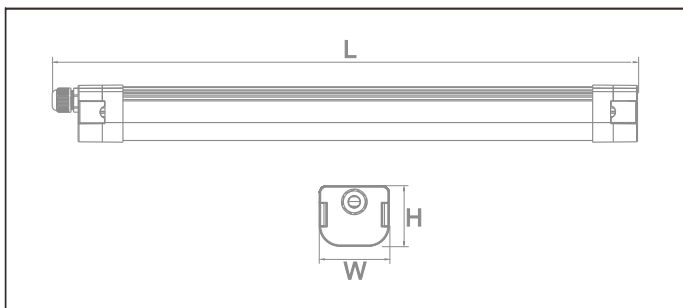


Linkable



Features

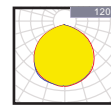
- Housing: Plastic With Aluminum Inside
- Thermal Conductivity: 226 W/m·K
- Led: Bridgelux
- CRI: Ra>80
- SDCM: <6
- Power Factor: >0.95
- THD: <15
- Driver: Osram
- Driver Efficiency: >90%
- Protection: OTP, OCP, OVP, SCP
- Surge Protection: 2KV
- Waterproof: IP65
- Impact Test: IK08
- Electrical: 220-240V, 50/60Hz
- Operating Temperature: -20~40°C
- TM21: L80B10>50,000H
- Lifetime: 50,000H



Functions

On-off · DALI

Optical options:

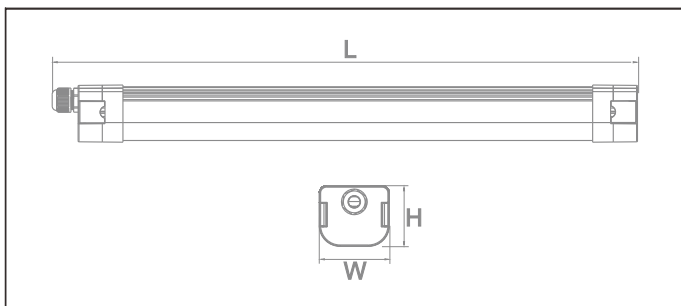


Model	Watt	Voltage	Lumen	CRI	IP	Dimension
Mongol- L-600-20-BO	20W	220~240V	2800LM	>80	IP65	L659*W74*H64MM
Mongol- L-1200-40-BO	40W	220~240V	5600LM	>80	IP65	L1221*W74*H64MM
Mongol- L-1500-60-BO	60W	220~240V	8400LM	>80	IP65	L1502*W74*H64MM



Features

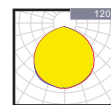
Housing: Plastic With Aluminum Inside
 Thermal Conductivity: 226 W/m·K
 Led: Bridgelux
 CRI: Ra>80
 SDCM: <6
 Power Factor: >0.95
 THD: <15
 Driver: Philips
 Driver Efficiency: >90%
 Protection: OTP, OCP, OVP, SCP
 Surge Protection: 2KV
 Waterproof: IP65
 Impact Test: IK08
 Electrical: 220-240V, 50/60Hz
 Operating Temperature: -20~40°C
 TM21: L80B10>50,000H
 Lifetime: 50,000H



Functions

On/off

Optical options:

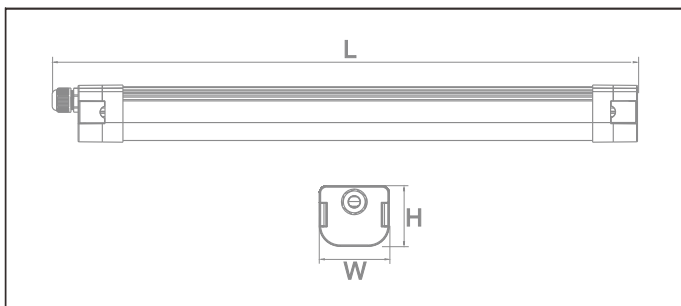


Model	Watt	Voltage	Lumen	CRI	IP	Dimension
Mongol- L-600-15-BP	15W	220~240V	2100LM	>80	IP65	L659*W74*H64mm
Mongol- L-1200-30-BP	30W	220~240V	4200LM	>80	IP65	L1221*W74*H64mm
Mongol- L-1500-45-BP	45W	220~240V	6300LM	>80	IP65	L1502*W74*H64mm



Features

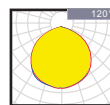
Housing: Plastic With Aluminum Inside
 Thermal Conductivity: 226 W/m·K
 Led: Bridgelux
 CRI: Ra>80
 SDCM: <6
 Power Factor: >0.95
 THD: <15
 Driver: Lifud
 Driver Efficiency: >90%
 Protection: OTP, OCP, OVP, SCP
 Surge Protection: 2KV
 Waterproof: IP65
 Impact Test: IK08
 Electrical: 100-277V, 50/60Hz
 Operating Temperature: -20~40°C
 TM21: L80B10>50,000H
 Lifetime: 50,000H



Functions

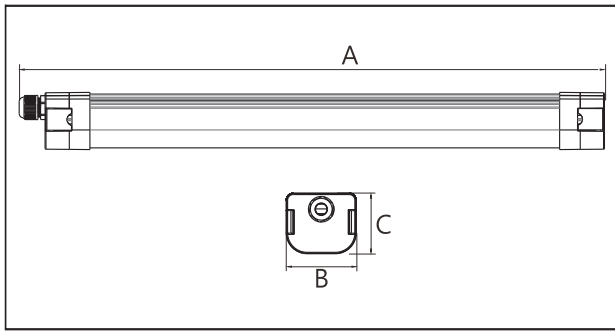
DALI

Optical options:



Model	Watt	Voltage	Lumen	CRI	IP	Dimension
Mongol- L-600-20-BL	20W	100~277V	2800LM	>80	IP65	L659*W74*H64MM
Mongol- L-1200-40-BL	40W	100~277V	5600LM	>80	IP65	L1221*W74*H64MM
Mongol- L-1500-60-BL	60W	100~277V	8400LM	>80	IP65	L1502*W74*H64MM

Packing



Model	L*W*H (mm)	Inner Carton(mm)			QTY / INNER CTN	Outer Carton(mm)			QTY / Outer CTN	NW/CTN	GW/CTN
Mongol-L600	659*74*64	720	80	70	1	735	260	155	6	3.50	4.50
Mongol-L1200	1221*74*64	1280	80	70	1	1295	260	155	6	9.00	10.50
Mongol-L1500	1502*74*64	1560	80	70	1	1575	260	155	6	9.50	11.50